



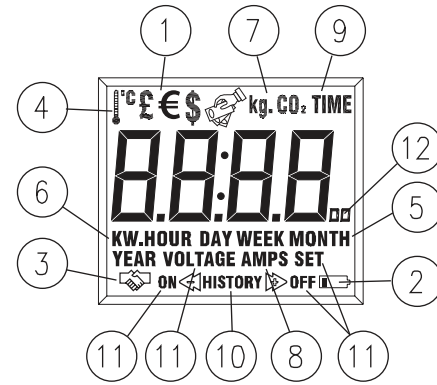


# Screen Reference

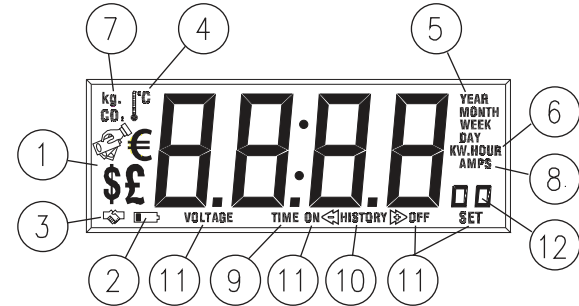
1		User selectable currency icons Display is monetary
2		Low battery indicator
3		Wireless operation Long on, short off - good signal Long off, short on - weak signal No icon - no signal from transmitter
4		Display is room temperature
5	HOUR / DAY / WEEK MONTH / YEAR	Time period being displayed
6	KW	Display is in kilowatts
7	Kg.CO2	Display is in Kilograms of CO <sub>2</sub> per month
8	AMPS	Display is in amps
9	TIME	Display is current time
10	HISTORY	<b>Flashing:</b> Number is value accumulated for the selected period <b>Solid:</b> Number is from history
11	OFF, ON, SET, VOLTAGE	Icons <b>only</b> used during setup
12	00	Value multiplier. Used when number displayed is > 9999. 0 = x10 00 = x100

Some display options use a combination of icons

## Mini



## Elite



actual icons may differ according to country of use

### Buttons

Oval



Press to cycle through all real time readings.  
Press and hold to enter programming mode.

Right arrow



Left arrow



Use to change numeric values and to scroll through historical data.